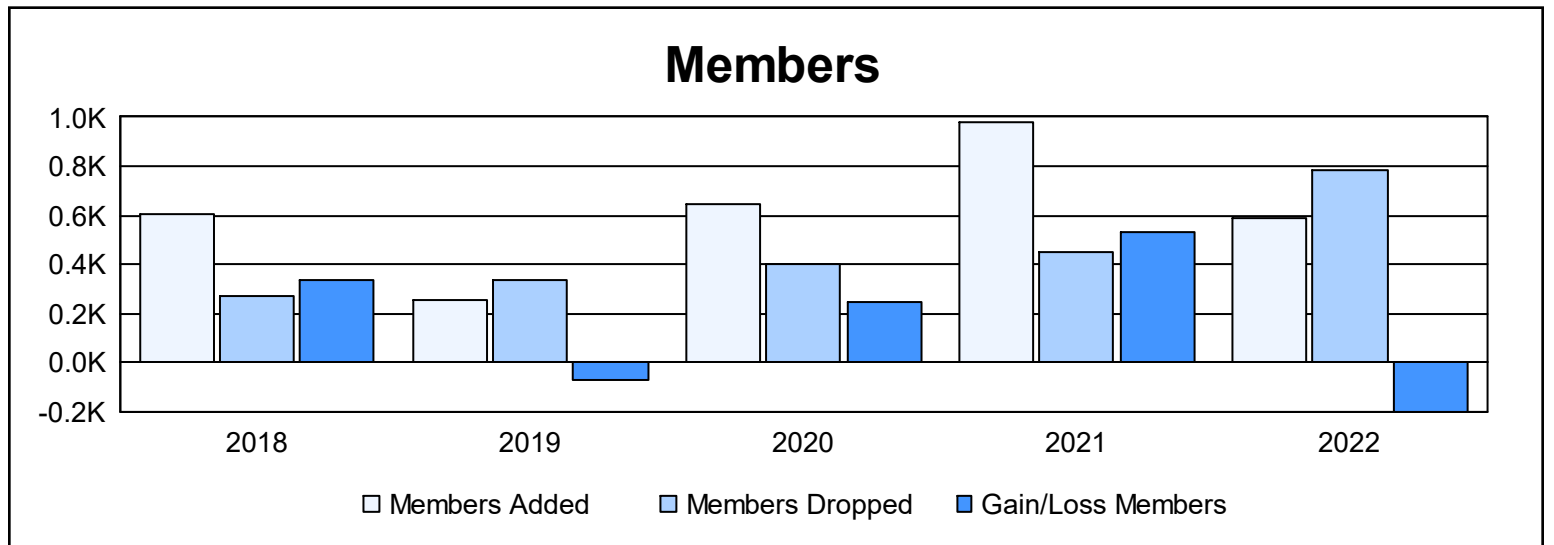
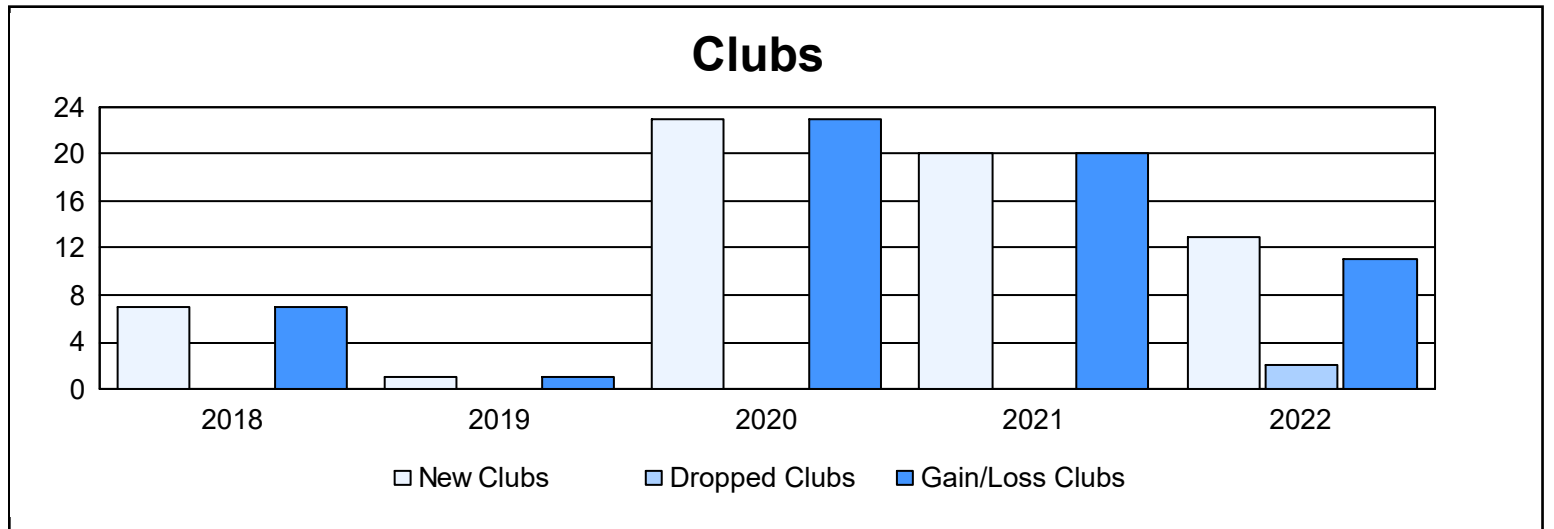
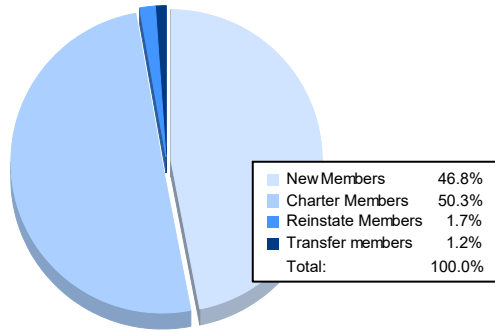


Year	New Clubs	Dropped Clubs	Gain/ Loss Clubs	New Members	Charter Members	Reinstate Members	Transfer Members	Total Member Added	Total Members Dropped	Gain/ Loss Members
2017-2018	7	0	7	391	197	19	0	607	267	340
2018-2019	1	0	1	186	68	2	2	258	332	-74
2019-2020	23	0	23	131	500	14	2	647	401	246
2020-2021	20	0	20	440	528	12	1	981	450	531
2021-2022	13	2	11	275	295	10	7	587	786	-199
<b>Average</b>	<b>13</b>	<b>0</b>	<b>12</b>	<b>285</b>	<b>318</b>	<b>11</b>	<b>2</b>	<b>616</b>	<b>447</b>	<b>169</b>



### Membership Composition June 2022 Cumulative



### Gender Composition June 2022 Cumulative

